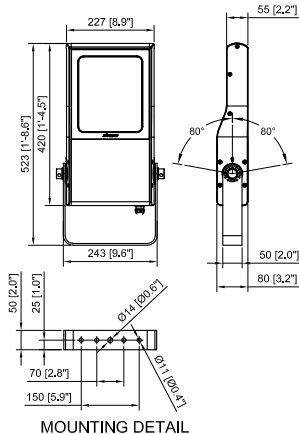


For Installation of Pittsburge 1,2,3 Wall Light LED.
Model. UPIB-50004,UPIB-50014,UPIB-50024

Product drawing (dimensions)

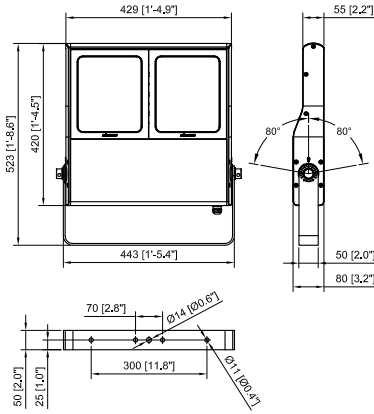
CE IP66 IK08 CLASS I

PITTSBURGH 1
UPIB-50001



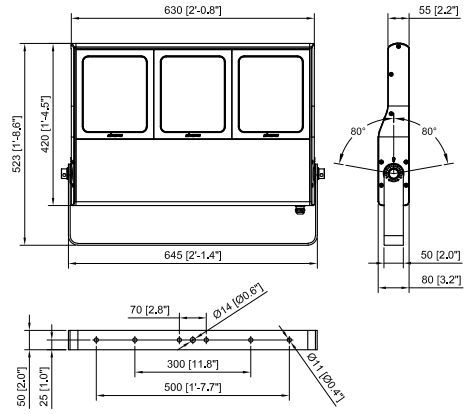
MOUNTING DETAIL

PITTSBURGH 2
UPIB-50011

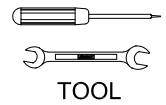


MOUNTING DETAIL

PITTSBURGH 3
UPIB-50021

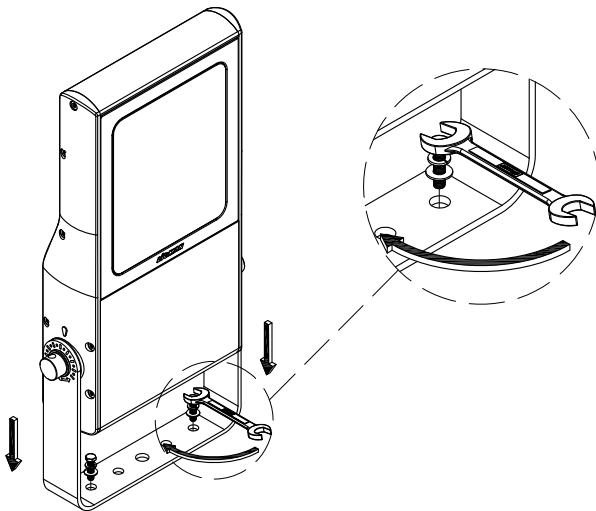


MOUNTING DETAIL

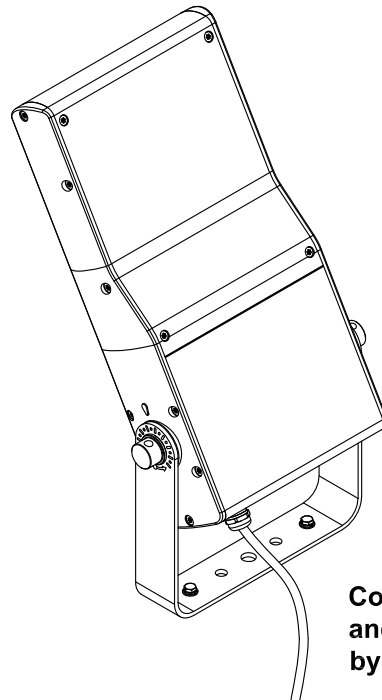


Recommend Max.mounting Height 23 ft.

1



2



Connect power
and ground wire
by other

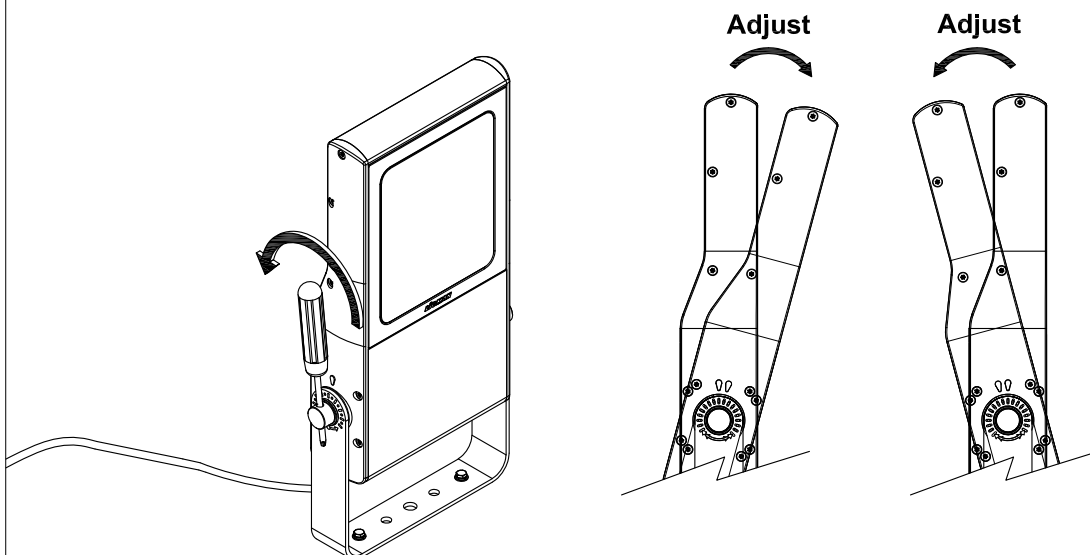
Notice to installer :

1. **WIRING INSTRUCTIONS** Warning : RISK OF FIRE AND ELECTRICAL SHOCK. : FIXTURE MUST BE INSTALLED BY A QUALIFIED ELECTRICIAN ONLY>FIXTURE IS INTENDED FOR INSTALLATION IN ACCORDANCE WITH THE NATIONAL ELECTRICAL CODE, LOCAL AND FEDERAL CODE SPECIFICATIONS. DISCONNECT POWER BEFORE SERVICING.
2. This fixture has a **VOLTAGE SPECIFIC BALLAST**, Check that the supply voltage is the same as the installed ballast voltage.

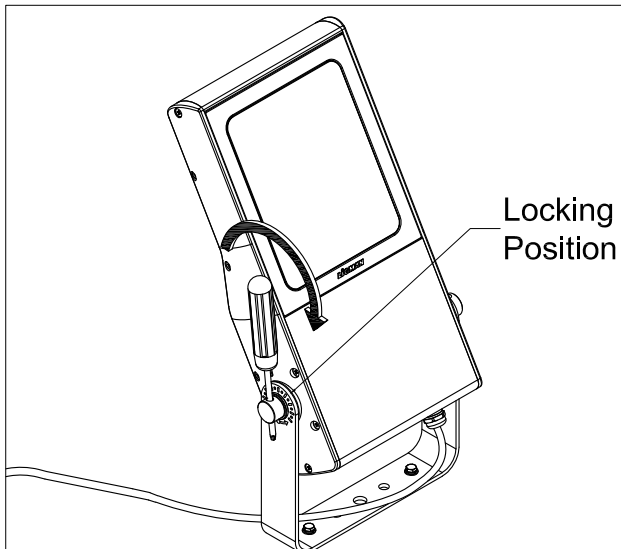
Ligman Lighting USA

7144 NE Progress Court, Hillsboro
Oregon, 97124, USA
Tel : 503 645 0500 | Fax : 503 645 8100

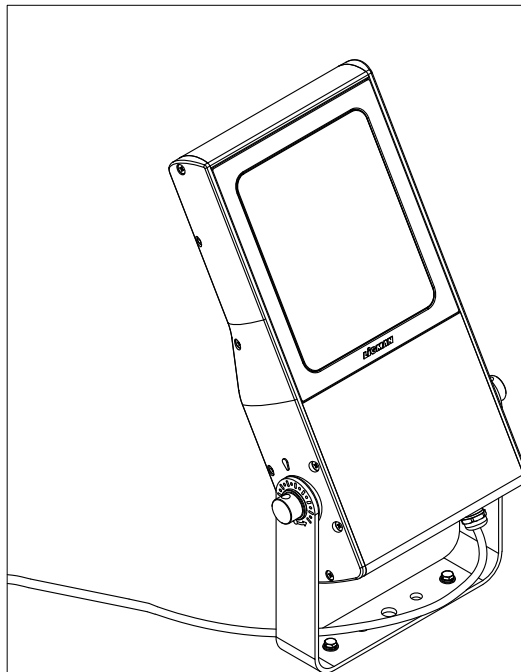
4



5



6



WIRING DIAGRAM RGBW SYSTEM

